





IEEE Robotics & Automation Society Logo Guidelines

Sub-brand of IEEE

www.ieee-ras.org/about-ras/society-resource-center/ras-resources



IEEE RAS Color Specifications



 Pantone 202 C • C100 M4 Y87 K18 • R152 G0 B46 • #862633
 Pantone 2623 • C C65 M26 Y100 K9 • R97 G17 B106 • #5F2167

- Pantone colors should be used when printing with more than four or fewer than three colors.
- RGB colors should be used for screen-based applications such as PowerPoint presentations, HTML emails, and TV monitors.
- Hexadecimal colors should be used when creating web sites and any related applications such as banners.
- CMYK colors for 4-color printing are also available.



 PMS Cool Gray 11 C • C64 M57 Y51 K29 • R87 G86 B91 • #57565B
 50%



 C0 M0 Y0 K100



 C0 M0 Y0 K0

WHITE/REVERSED: (Placed on grey background for illustrative purposes only)



1.45 in. (36.8 mm)
minimum size




1 in. (25.4 mm)
minimum size (print)



Configurations & Size Ratio

Prominence and Size in Relationship to the IEEE Master Brand

IEEE RAS is a corporate-level brand and therefore is a typographic treatment. If used as a signifier or sign off next to the IEEE Master Brand, the IEEE Master Brand must be given equal or greater prominence, while adhering to the minimum size and clear space.



Clear Space

IEEE RAS is a typographic treatment aligned within IEEE corporate-level branding.

Spacing is critical to readability. To ensure that IEEE RAS is easily recognizable in any medium, the left illustration displays proper minimum and clear spacing.

x = height of logo

Web Usage

IEEE RAS guidelines for web usage are broken up into two main categories – fully sponsored and partially sponsored. Below are some key brand rules. For a more detailed demonstration go to: <http://bit.ly/1QPUT1m>

Fully Sponsored

- Conference logo should be top left
- The IEEE RAS/IEEE lockup should be top right. To download the logo lockup go to: <http://bit.ly/1OL1buO>

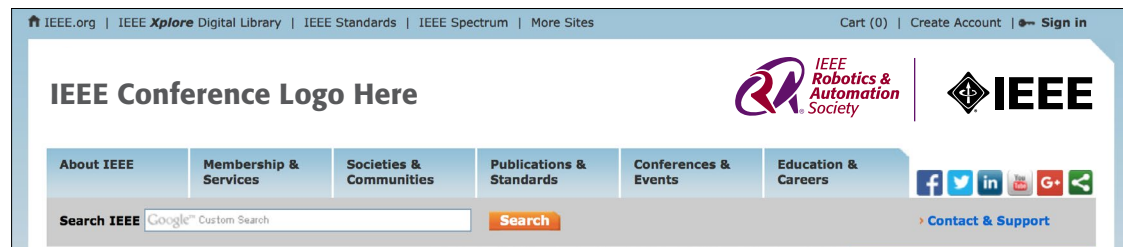
Partially Sponsored

- IEEE RAS logo needs to appear in the sponsorship logo section
- Must be a minimum of 100px wide and smaller than the site identifier

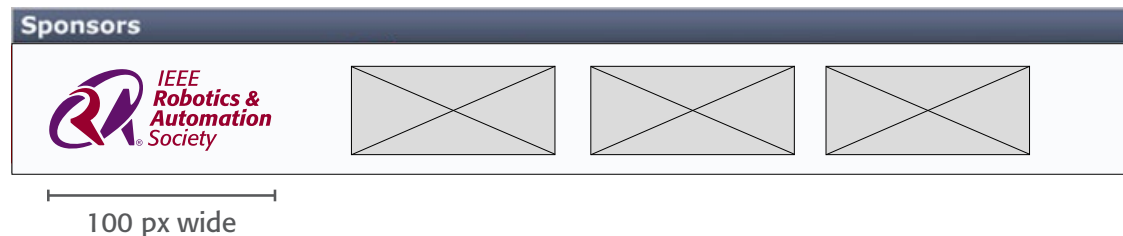
Print Usage

When using the IEEE RAS logo in print materials, follow the brand guidelines for the IEEE Master Brand, found at www.ieee.org/about/toolkit/tools/index.html. To the left, see examples of proper IEEE RAS logo placement on a brochure cover.

Fully Sponsored



Partially Sponsored



CORRECT Background Control



Red & Purple logo/type on white background is the preferred style.

INCORRECT Background Control



Do not use red & purple logo/type on black background.



If background is a color, use black logo/type on lighter colors from palette.



Do not use black logo/type on dark color backgrounds.



Use white logo/type when background is a darker color from palette.



Do not use white logo/type on light-colored backgrounds.



Do not place logo/type over an image background.

Background Control

When using the IEEE RAS logo/type in print or screen-based applications, make sure there is sufficient color contrast so it stands out against the background. Do not place the type in an image since this will jeopardize legibility and recognizability.